


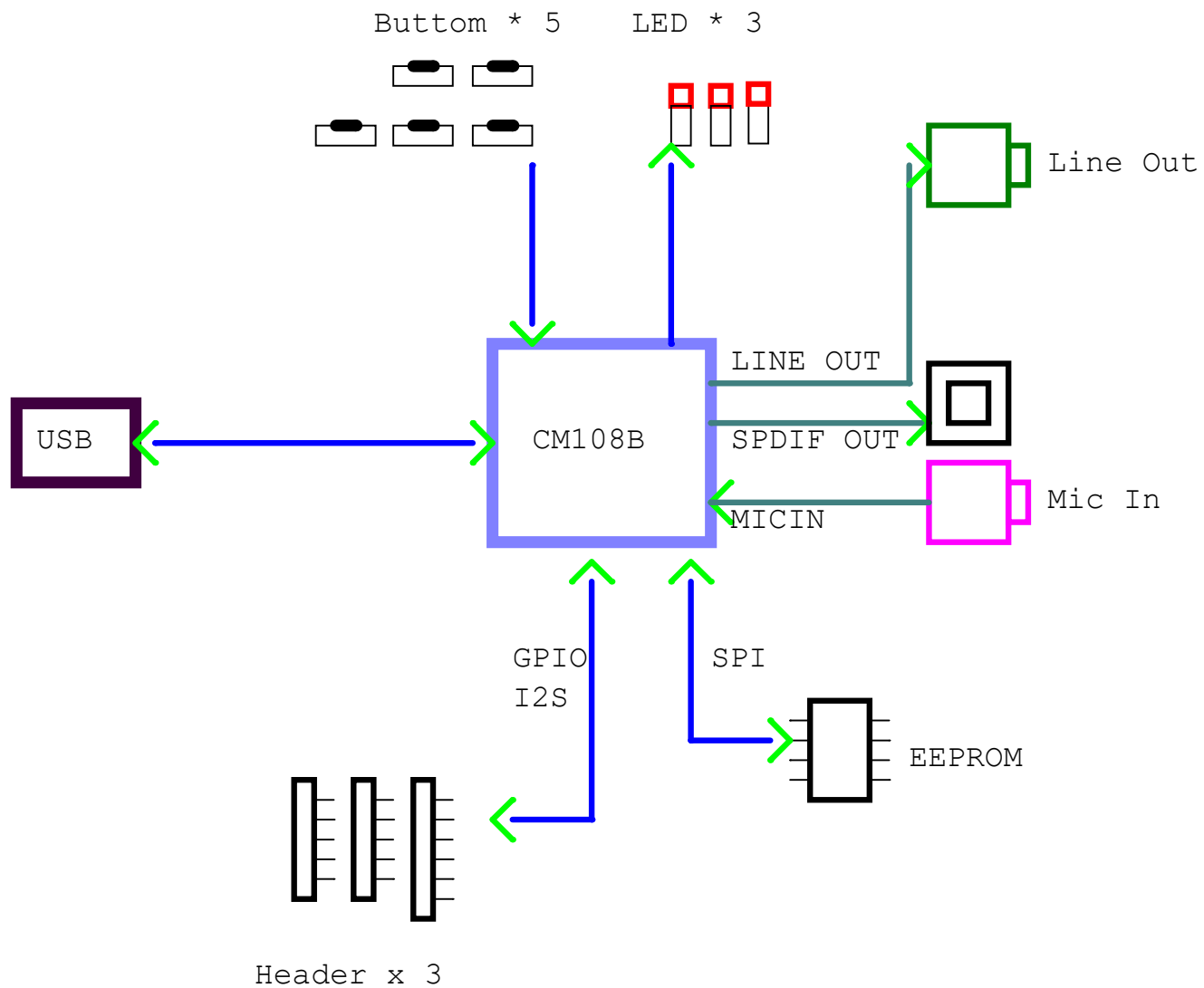
Date	Rev.	Notice	Created by
09/25/2013	1.0.0	First release	Gresson Tseng
05/16/2014	1.1.0	IC PIN NAMES REVISION	Gresson Tseng
07/12/2016	1.2.0	Improve watchdog rest sensitivity for ESD protection / EMI components adjustment of audio I/O paths.	Gresson Tseng
06/08/2020	1.31	1. L6,L9 Changed to 0 ohm 2. R10 Changed to 8K2 ohm 3. R6,R9 Changed to 39 ohm 4. C10 Changed to 106 5. C12 Changed to 1uF/50V All change for demo board	Vic Chen
08/21/2020	1.4.0	Add R15 for Mute Recording LED flash on plug in.	Lion, Tsai.
10/14/2025	1.5.0	ADD Xear7.1 Button ; ADD LEDX for Xear7.1 Modify the resistance value of R7 from 8K2 to 0	Vic Chen



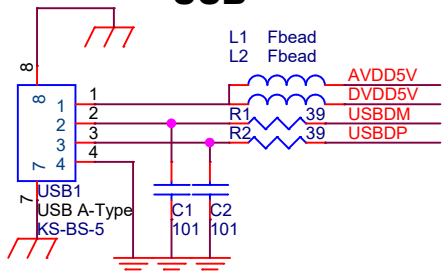


C-MEDIA ELECTRONICS Inc.
6F., 100, Sec. 4, Civil Boulevard, Taipei, Taiwan, R.O.C.

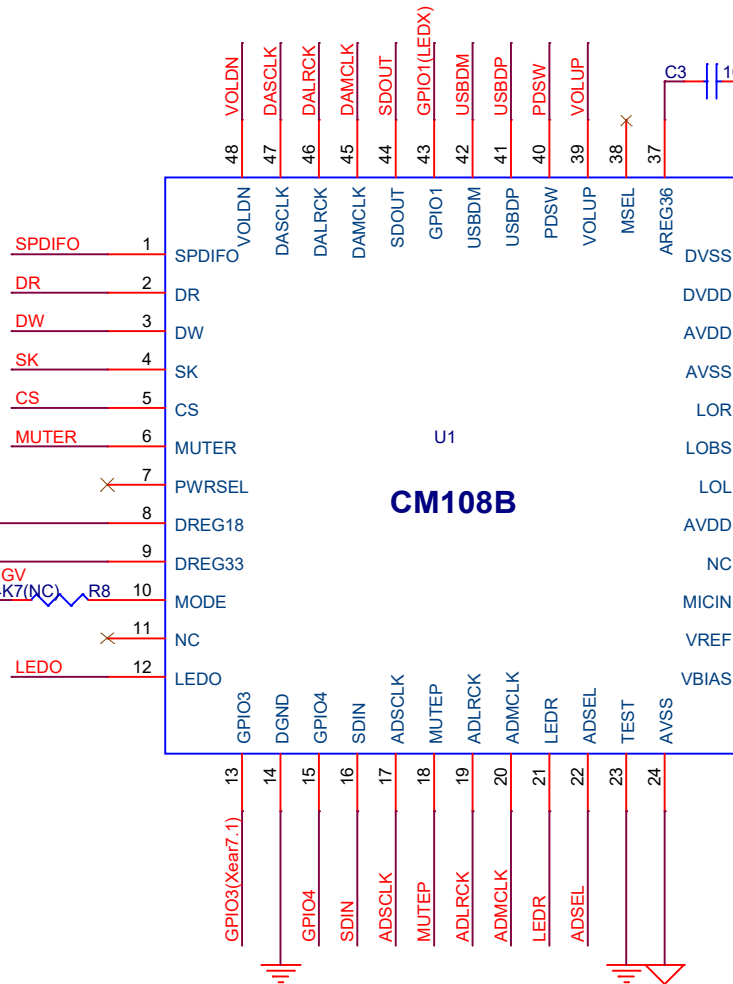
Title CM108B Reference Circuit		
Size B	Document Number Release Note	Rev 1.5.0
Date: Thursday, October 16, 2025		Sheet 1 of 3



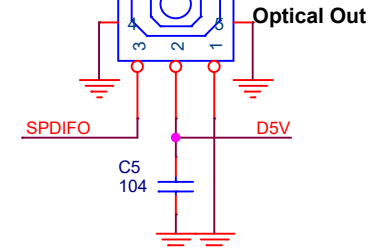
USB



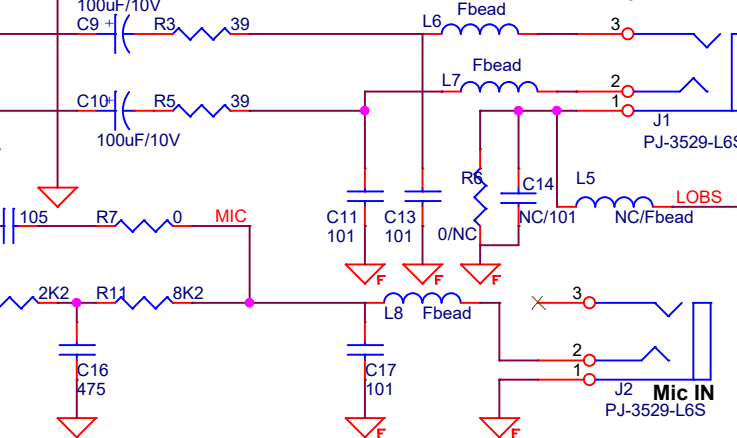
CM108B



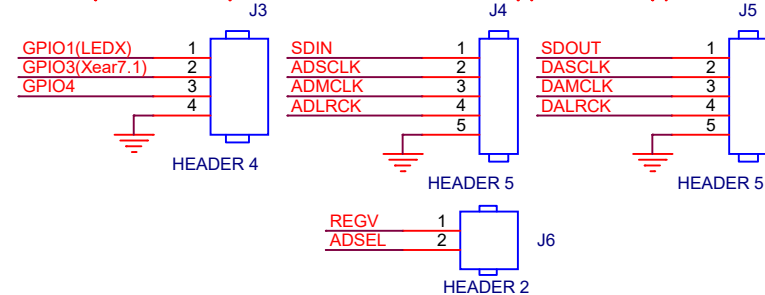
OPT1 TOTX179PL



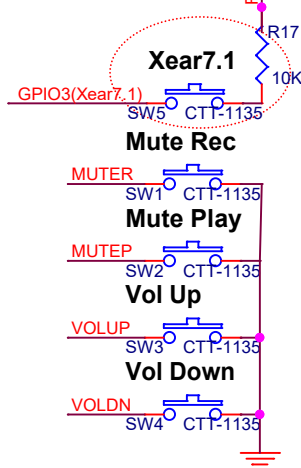
Headphone Out



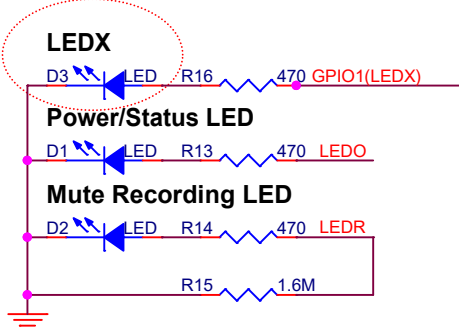
Mic IN



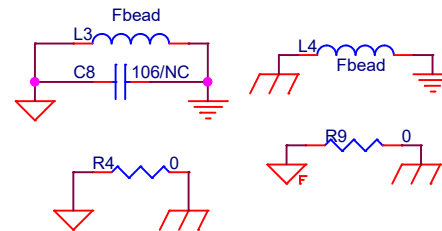
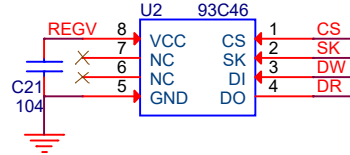
HID Buttons




LED



EEPROM





C-MEDIA ELECTRONICS Inc.
6F., 100, Sec. 4, Civil Boulevard, Taipei, Taiwan, R.O.C

Title		
CM108B Reference Circuit		
Size	Document Number	Rev
A4	Schematic	1.5.0
Date:	Thursday, October 16, 2025	Sheet 3 of 3